

# Hi-Spec & Fair Faced Ranges



All units are prestressed to ensure optimum performance and come with 30 minutes fire rating as standard. With a range of 18 different sections sizes and with lengths available up to 4800mm on certain sections sizes.

### Hi-Spec Finish




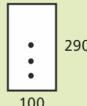
An extruded concrete finish for use normally in plastered situations. **Not for use in exposed painted situations.**



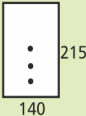
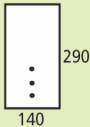
### Fair Faced Finish

Type C Fair Faced Finish. All corners, arrises and faces on the lintel are perfect. **For use in exposed/painted situations.**

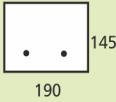
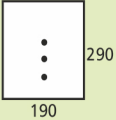
### Order/Specification Code

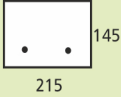
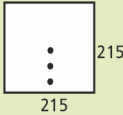
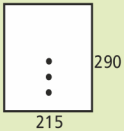
Use the Hi-Spec reference on our load Tables (e.g. S5). For Fair Faced Lintels precede the lintel reference with the word 'Faced', ie Faced S5.

Hi-Spec Range		S4	R6	R9	R12
Load Table Units suitable for 100mm wide walls					
Fire Resistance Available (mins)		30	30	30	30
Suitable For Foundation Use		Yes	Yes	Yes	Yes
Maximum Stock Length Available		3000mm	3000mm	3600mm Longer lengths available on request - up to 4800mm	3600mm
Available Range Finish		Faced	Faced	Faced	Faced
UNFACTORED LOADS IN kN / m					
Length	Clear Span	100x100	100x140	100x215	100x290
900mm	700mm	15.77	38.73	96.25	127.77
1200mm	1000mm	10.90	30.87	62.92	83.26
1500mm	1200mm	9.41	27.22	50.00	77.43
1800mm	1500mm	7.21	19.32	37.15	63.07
2100mm	1800mm	5.04	13.59	28.63	47.94
2400mm	2100mm	3.70	10.04	22.61	36.95
2700mm	2400mm	2.81	7.70	18.13	28.62
3000mm	2700mm	2.19	6.06	14.48	22.77
3300mm	3000mm	n/a	4.88	11.68	18.51
3600mm	3200mm	n/a	4.27	9.78	15.79
Lintel Weight kg/m		23	34	52	70

Hi-Spec Range	R3	S5	R8	R11
<b>Load Table</b> Units suitable for 140mm wide walls				
Fire Resistance Available (mins)	30	30	30	30
Suitable For Foundation Use	Yes	Yes	Yes	Yes
Maximum Stock Length Available	2400mm	3600mm	3600mm Longer lengths available on request - up to 4800mm	3600mm
Available Range Finish	Faced	Faced	Faced	Faced

		UNFACTORED LOADS IN kN / m			
Length	Clear Span	140x100	140x140	140x215	140x290
900mm	700mm	55.12	58.05	117.41	155.63
1200mm	1000mm	32.59	36.52	71.19	101.39
1500mm	1200mm	23.01	27.35	54.50	89.79
1800mm	1500mm	14.93	19.20	41.19	68.08
2100mm	1800mm	10.42	13.67	31.18	51.69
2400mm	2100mm	7.65	10.07	23.94	39.78
2700mm	2400mm	n/a	7.68	18.46	30.76
3000mm	2700mm	n/a	6.03	14.63	24.43
3300mm	3000mm	n/a	4.83	11.84	19.82
3600mm	3200mm	n/a	4.20	10.38	16.87
Lintel Weight kg/m		34	47	72	97

Hi-Spec Range		R2	R190	R13
<b>Load Table</b> Units suitable for 190mm wide walls				
Fire Resistance Available (mins)		30	30	30
Suitable For Foundation Use		Yes	Yes	Yes
Maximum Stock Length Available		3600mm	3600mm Longer lengths available on request - up to 4800mm	3600mm
Available Range Finish		Faced	Faced	Faced
UNFACTORED LOADS IN kN / m				
Length	Clear Span	190x145	190x215	190x290
900mm	700mm	85.34	141.00	186.95
1200mm	1000mm	51.57	77.44	121.77
1500mm	1200mm	36.74	59.23	94.50
1800mm	1500mm	24.03	44.70	71.56
2100mm	1800mm	16.85	33.79	54.25
2400mm	2100mm	12.40	25.89	41.68
2700mm	2400mm	9.45	19.92	32.16
3000mm	2700mm	7.40	15.74	25.48
3300mm	3000mm	5.92	12.70	20.62
3600mm	3200mm	4.27	11.11	17.51
Lintel Weight kg/m		66	98	132

Hi-Spec Range		R7	S8	R14
<b>Load Table</b> Units suitable for 215mm wide walls				
Fire Resistance Available (mins)		30	30	30
Suitable For Foundation Use		Yes	Yes	Yes
Maximum Stock Length Available		3600mm	3600mm Longer lengths available on request - up to 4800mm	3600mm
Available Range Finish		Faced	Faced	Faced
UNFACTORED LOADS IN kN / m				
Length	Clear Span	215x145	215x215	215x290
900mm	700mm	100.27	152.21	202.02
1200mm	1000mm	60.61	79.20	127.15
1500mm	1200mm	42.18	60.55	96.07
1800mm	1500mm	27.71	45.67	72.71
2100mm	1800mm	19.49	34.49	55.07
2400mm	2100mm	14.38	26.40	42.27
2700mm	2400mm	10.99	20.29	32.58
3000mm	2700mm	8.62	16.01	25.78
3300mm	3000mm	6.90	12.90	20.83
3600mm	3200mm	4.98	11.27	17.67
Lintel Weight kg/m		75	111	150